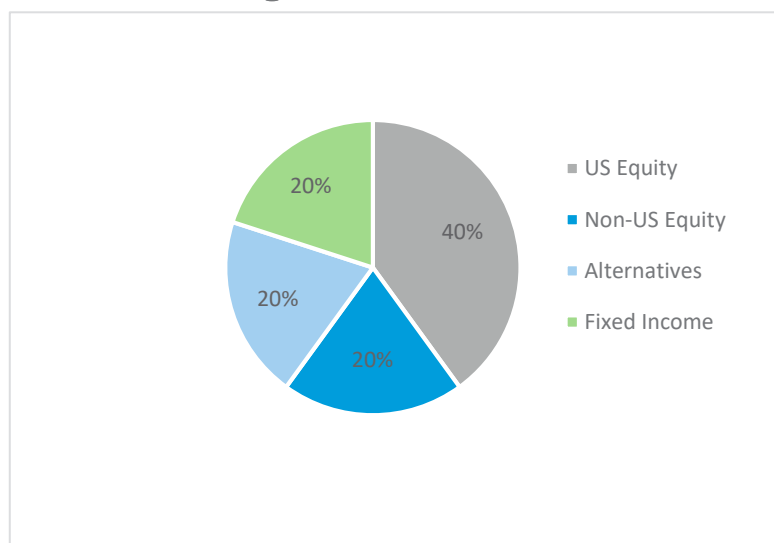


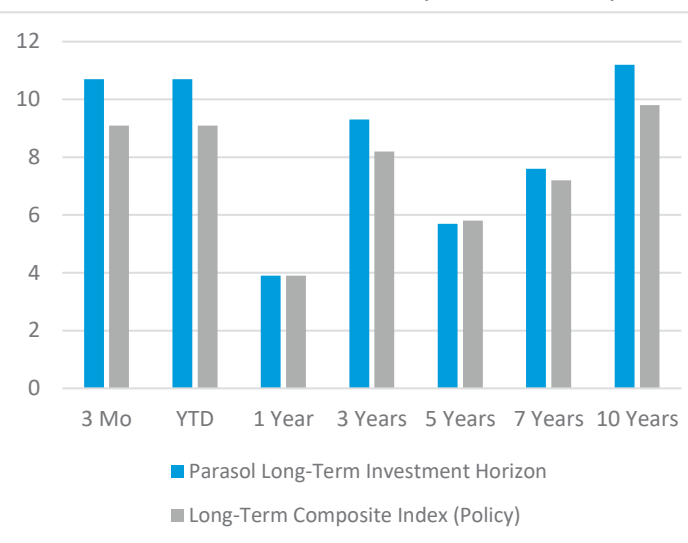
Annualized Performance (Net of Investment Management Fees)

	3 Mo	YTD	1 Year	3 Years	5 Years	7 Years	10 Years
Parasol Long-Term Investment Horizon	10.7%	10.7%	3.9%	9.3%	5.7%	7.6%	11.2%
Long-Term Composite Index (Policy)	9.1%	9.1%	3.9%	8.2%	5.8%	7.2%	9.8%
InvestorForce Trust Funds \$50mm-\$250mm Net Rank	3	3	36	7	38	23	6

Target Asset Allocation



Annualized Returns (Net of Fees)



Market Review

- Equity markets rose quickly at the start of the first quarter and dropped to a more cautious pace in March, rebounding from a weak end to 2018 as concerns over the China-U.S. trade dispute eased and central banks grew more accommodative. The Federal Reserve (Fed) settled further into its dovish stance and as the quarter ended, the Fed lowered its projections for U.S. growth and inflation, and reduced its expectations for interest rate hikes.
- International equities recovered well in the first quarter and were also supported by central banks stepping away from tighter monetary policy and by optimism over global trade.
- Fixed income performed well as a dovish Fed and positive market sentiment resulted in lower interest rates and tighter credit spreads. High yield was the best performing sector as credit swiftly rebounded from the December lows. The treasury yield curve continued to flatten and briefly

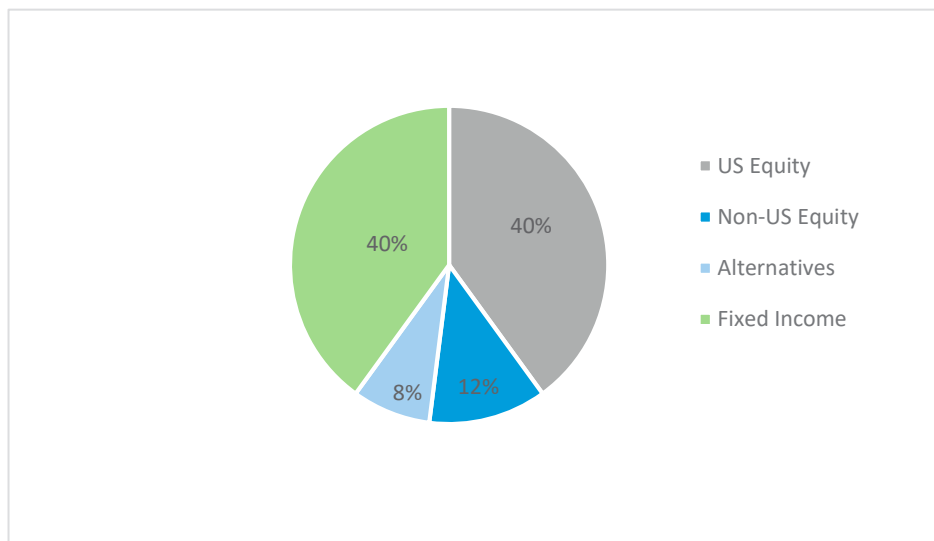
*Long-Term Composite Index (Policy)=40% Russell 3000/20% MCSI ACWI ex USA/ 20% BBgBarc US Aggregate/20% HFRI FOF: Diversified Index

Return information is provided for informational purposes only. Historical performance, particularly long-term performance, is no guarantee of future returns.

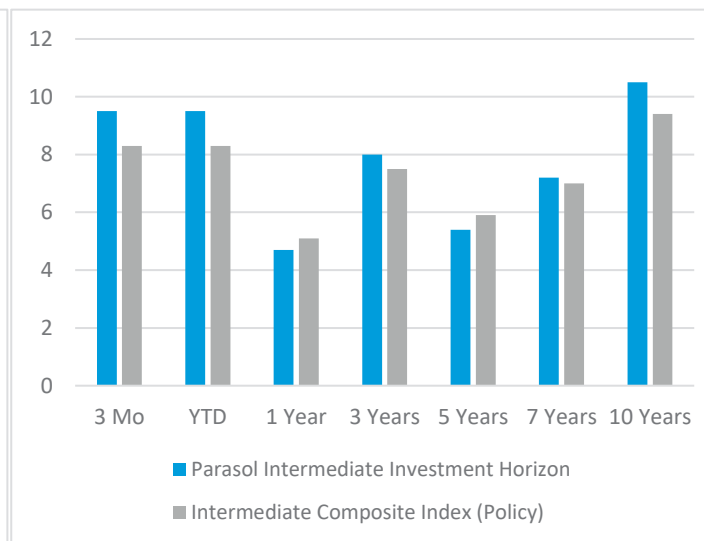
Annualized Performance (Net of Investment Management Fees)

	3 Mo	YTD	1 Year	3 Years	5 Years	7 Years	10 Years
Parasol Intermediate Investment Horizon	9.5%	9.5%	4.7%	8.0%	5.4%	7.2%	10.5%
Intermediate Composite Index (Policy)	8.3%	8.3%	5.1%	7.5%	5.9%	7.0%	9.4%
InvestorForce Trust Funds < \$1B - w/40-49 % Fixed Income - NET Rank	6	6	36	19	39	33	9

Target Asset Allocation



Annualized Returns (Net of Fees)



Market Review

- Equity markets rose quickly at the start of the first quarter and dropped to a more cautious pace in March, rebounding from a weak end to 2018 as concerns over the China-U.S. trade dispute eased and central banks grew more accommodative. The Federal Reserve (Fed) settled further into its dovish stance and as the quarter ended, the Fed lowered its projections for U.S. growth and inflation, and reduced its expectations for interest rate hikes.
- International equities recovered well in the first quarter and were also supported by central banks stepping away from tighter monetary policy and by optimism over global trade.
- Fixed income performed well as a dovish Fed and positive market sentiment resulted in lower interest rates and tighter credit spreads. High yield was the best performing sector as credit swiftly rebounded from the December lows. The treasury yield curve continued to flatten and briefly inverted between 3 month and 10 year maturities.

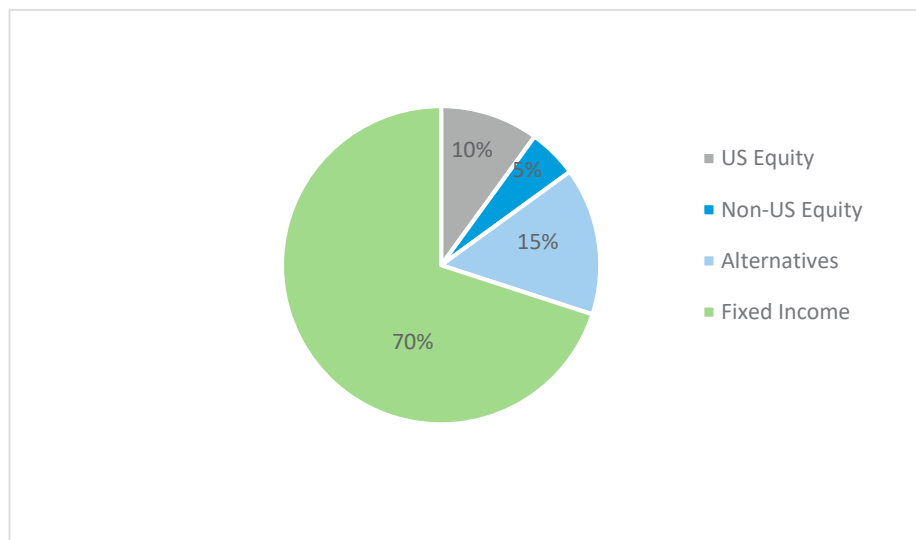
*Intermediate Composite Index (Policy) = 40% Russell 3000/ 12% MSCI ACWI ex USA/ 8% HFRI FOF: Diversified Index/ 40% BBgBarc US Aggregate TR

Return information is provided for informational purposes only. Historical performance, particularly intermediate performance, is no guarantee of future returns.

Annualized Performance (Net of Investment Management Fees)

	3 Mo	YTD	1 Year	3 Years	5 Years	7 Years	10 Years
Parasol Short-Term Investment Horizon	4.0%	4.0%	4.2%	3.6%	3.1%	3.4%	4.4%
Short-Term Composite Index	3.8%	3.8%	4.2%	3.4%	3.0%	3.1%	3.9%
InvestorForce Trust Funds < \$1B - w/70+ % Fixed Income - NET Rank	46	46	41	47	55	46	49

Target Asset Allocation



Annualized Returns (Net of Fees)



Market Review

- Equity markets rose quickly at the start of the first quarter and dropped to a more cautious pace in March, rebounding from a weak end to 2018 as concerns over the China-U.S. trade dispute eased and central banks grew more accommodative. The Federal Reserve (Fed) settled further into its dovish stance and as the quarter ended, the Fed lowered its projections for U.S. growth and inflation, and reduced its expectations for interest rate hikes.
- International equities recovered well in the first quarter and were also supported by central banks stepping away from tighter monetary policy and by optimism over global trade.
- Fixed income performed well as a dovish Fed and positive market sentiment resulted in lower interest rates and tighter credit spreads. High yield was the best performing sector as credit swiftly rebounded from the December lows. The treasury yield curve continued to flatten and briefly inverted between 3 month and 10 year maturities.

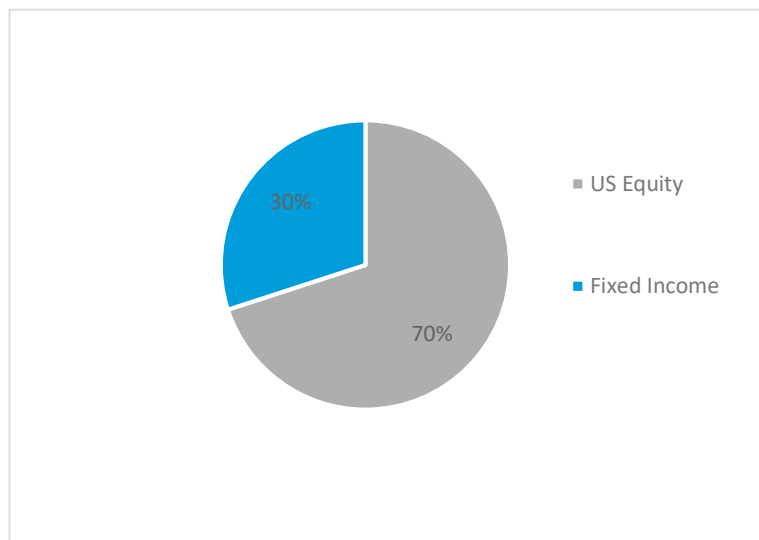
*Short-Term Composite Index = 15% 91 Day T-Bills / 5% Russell 1000 / 2.5% MSCI ACWI ex USA / 23.34% BBgBarc US Govt/Credit 1-5 Yr. TR / 2% Russell 1000 Growth / 23.33% BBgBarc US Aggregate TR / 3% Russell 1000 Value / 2.5% MSCI EAFE / 23.33% BBgBarc US Credit Int TR

Return information is provided for informational purposes only. Historical performance, particularly short-term performance, is no guarantee of future returns.

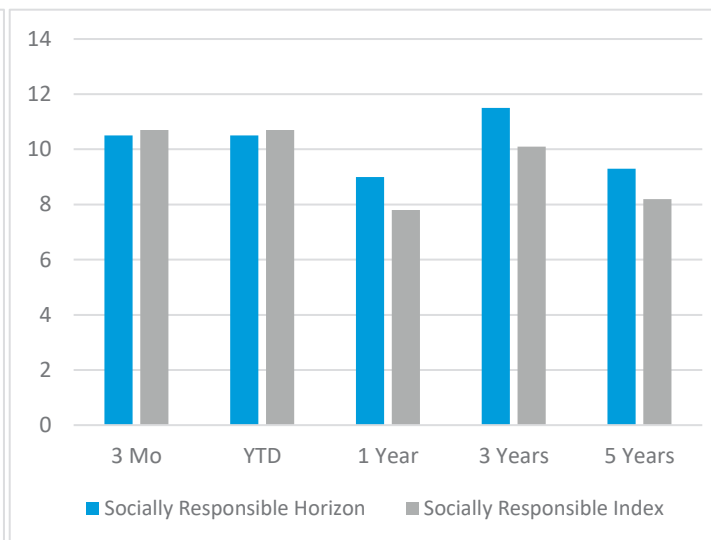
Annualized Performance (Net of Investment Management Fees)

	3 Mo	YTD	1 Year	3 Years	5 Years
Socially Responsible Horizon	10.5%	10.5%	9.0%	11.5%	9.3%
Socially Responsible Index	10.7%	10.7%	7.8%	10.1%	8.2%

Target Asset Allocation



Annualized Returns (Net of Fees)



Market Review

- Equity markets rose quickly at the start of the first quarter and dropped to a more cautious pace in March, rebounding from a weak end to 2018 as concerns over the China-U.S. trade dispute eased and central banks grew more accommodative. The Federal Reserve (Fed) settled further into its dovish stance and as the quarter ended, the Fed lowered its projections for U.S. growth and inflation, and reduced its expectations for interest rate hikes.
- International equities recovered well in the first quarter and were also supported by central banks stepping away from tighter monetary policy and by optimism over global trade.
- Fixed income performed well as a dovish Fed and positive market sentiment resulted in lower interest rates and tighter credit spreads. High yield was the best performing sector as credit swiftly rebounded from the December lows. The treasury yield curve continued to flatten and briefly inverted

*Socially Responsible Index= 70% Russell 3000 / 30% BBgBarc US Aggregate TR

Return information is provided for informational purposes only. Historical performance, particularly socially responsible performance, is no guarantee of future returns.